




ORIENTATION TO THE LIGHTNING VAC SUCTION PUMP (VAC-3)



1. Vacuum Pump (standard 120V/60Hz; also available in 220V/50Hz)
2. ON/OFF Switch
3. 3 foot tubing for suction
4. 15 inch tubing for air blower with attached blower fitting (slip luer)
5. Filter (longer clear & yellow section) and luer fitting with black O-ring)
6. Mounting clips (2)
7. Needle pack consisting of the following from left to right:
 - a. Reaming needle, large
 - b. Reaming needle, small
 - c. 15 gauge polypropylene suction needle
 - d. 18 gauge polypropylene suction needle
 - e. 18 gauge steel suction needle
 - f. 15 gauge steel suction needle
 - g. 20 gauge steel suction needle

IN USER MANUAL, NOTE THE FOLLOWING:

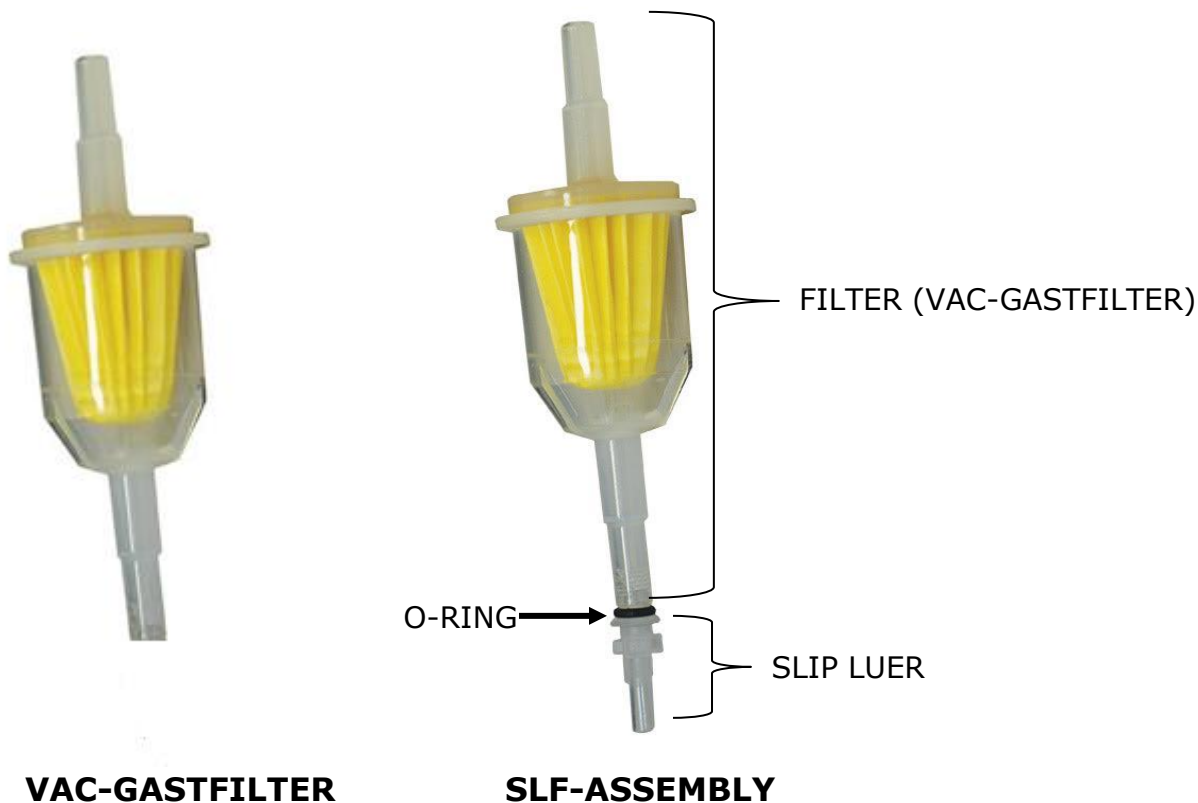
- Vacuum assembly refers to #1
- Tubing assembly includes #3, #4, #5 and #6
- Needle packet is all the components of #7



NOTE THE FOLLOWING REGARDING REPLACEMENT PARTS:

CORRECT FILTER PART:


- Filter replacement ONLY (remove slip luer & O-ring for reuse), use item# VAC-GASTFILTER (image below on the left)
- Filter and luer lock replacement, use item# SLF-ASSEMBLY (image below on the right)





NOTE ABOUT NEEDLE PACK:

- To replace entire contents of pack, use item# VAC-NP-1



- To replace individual suction needles, use the following item numbers:
 - 20 gauge steel suction needle only (item# 5120-B)*
 - 18 gauge steel suction needle only (item# 5118-B)*
 - 15 gauge steel suction needle only (item# 5115-B)*
 - 18 gauge polypropylene suction needle only (item# 5118PP-B)*
 - 15 gauge polypropylene suction needle only (item# 5115PP-B)*
- Large and small needle reamers are NOT sold separately

*replacement suction needles available in the same gauge size although may differ in color from what was originally packaged with the unit